


NATIONAL WASTE POLICY

ACTION PLAN

2019



A close-up photograph of a hand holding a clear plastic bottle, tilted as if to deposit it into a recycling bin. The background is a soft, out-of-focus orange-brown color. The lighting is warm and natural, highlighting the texture of the hand and the condensation on the bottle. The overall mood is one of environmental responsibility and recycling.

**The National Waste Policy Action Plan 2019
was prepared by the Australian Government,
state and territory governments and the
Australian Local Government Association.**

NATIONAL WASTE POLICY

ACTION PLAN

2019

Contents

2018 National Waste Policy: From waste to resource	1
National targets.....	2
Key action areas to deliver against the targets.....	4
Target 1: Ban on export of waste plastic, paper, glass and tyres, commencing in the second half of 2020	6
Target 2: Reduce total waste generated in Australia by 10% per person by 2030.....	8
Target 3: 80% average resource recovery rate from all waste streams, following the waste hierarchy, by 2030.	12
Target 4: Significantly increase the use of recycled content by governments and industry	18
Target 5: Phase out problematic and unnecessary plastics by 2025	22
Target 6: Halve the amount of organic waste sent to landfill for disposal by 2030	26
Target 7: Make comprehensive, economy-wide and timely data publicly available to support better consumer, investment and policy decisions	28
Appendix A: Implementing the National Action Plan	31
Appendix B: Waste and recycling targets across jurisdictions.....	33
Glossary.....	35

2018 National Waste Policy: From waste to resource

We all generate waste and this waste has an impact on our environment. We all have a role in working to reduce waste where possible, making productive use of our waste as resources where we can't avoid waste generation.

This is important for the sustainability of our environment, our economy and our own wellbeing.

The *2018 National Waste Policy: Less waste, more resources* was agreed by Australia's Environment Ministers and the President of the Australian Local Government Association in December 2018. It sets a new unified direction for waste and recycling in Australia.

The policy provides a framework for collective, national action on waste management, recycling and resource recovery to 2030.

It reflects new ways of thinking about waste as a resource, and it applies principles of a circular economy to waste management to support better and repeated use of our resources.

National Action Plan

This National Action Plan presents targets and actions to implement the 2018 National Waste Policy. These targets and actions will guide investment and national efforts to 2030 and beyond.

This plan complements and supports the implementation of national packaging targets developed and agreed by Australian businesses and industry through the Australian Packaging Covenant Organisation, and the separate policies committed to by each state and territory jurisdiction set out in Appendix B.

It also aims to address impediments to a circular economy for waste in Australia—to support businesses and households realise the full value of recyclable materials and work towards more sustainable resource use.

We know that for every 10,000 tonnes of waste recycled, 9.2 jobs are created. Each year \$2.9 billion is raised through sales of recovered materials. By working together, businesses, governments, communities and individuals can support our economy, while protecting human health and reducing environmental impacts.

Actions in the National Action Plan will be updated as new challenges arise and more information becomes available. More information on implementation of the plan is at Appendix A.

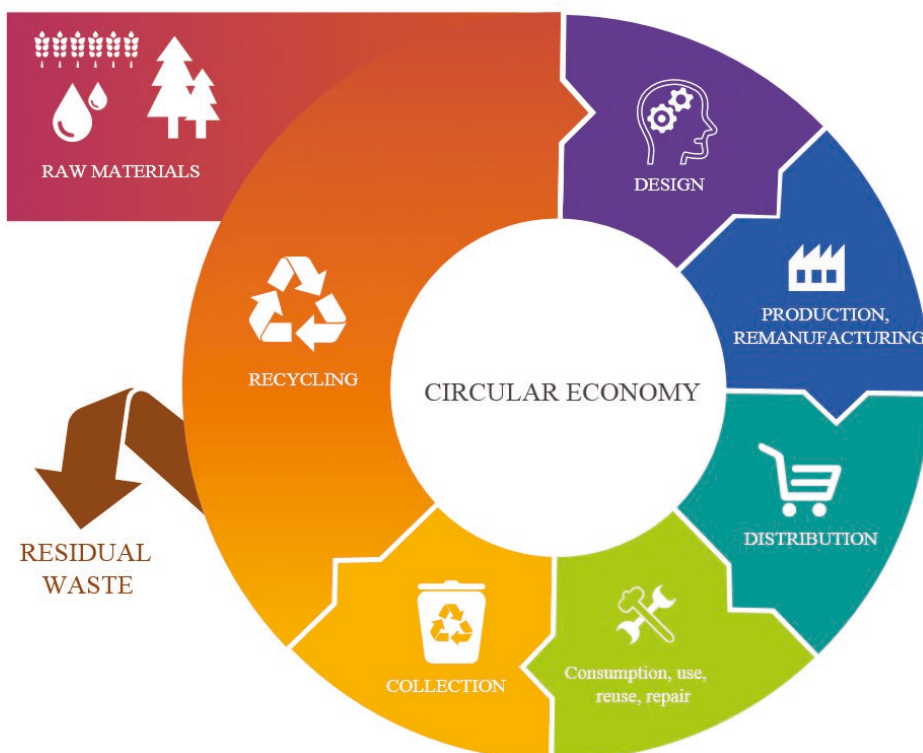
Those circular economy principles for waste are:

1. Avoid waste
2. Improve resource recovery
3. Increase use of recycled material and build demand and markets for recycled products
4. Better manage material flows to benefit human health, the environment and the economy
5. Improve information to support innovation, guide investment and enable informed consumer decisions.

National targets

1. Ban the export of waste plastic, paper, glass and tyres, commencing in the second half of 2020
2. Reduce total waste generated in Australia by 10% per person by 2030
3. 80% average resource recovery rate from all waste streams following the waste hierarchy by 2030
4. Significantly increase the use of recycled content by governments and industry
5. Phase out problematic and unnecessary plastics by 2025
6. Halve the amount of organic waste sent to landfill by 2030
7. Make comprehensive, economy-wide and timely data publicly available to support better consumer, investment and policy decisions

Note: All targets will be measured against baselines in the 2018 National Waste Report



IN 2030, OUR TARGETS WILL MEAN THAT:

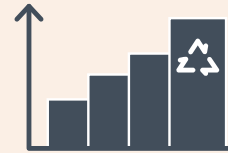
WE CAN TURN OUR WASTE INTO
VALUABLE COMMODITIES



EACH OF US GENERATES ABOUT **300** KILOGRAMS
LESS WASTE EVERY YEAR BY 2030

WE RECOVER AN EXTRA

15 MILLION TONNES OF MATERIAL
EVERY YEAR



**WE BUY AND USE MORE PRODUCTS WITH
RECYCLED CONTENT** AND KEEP RESOURCES
OUT OF OUR LANDFILLS

WE DO NOT USE HARMFUL PLASTICS ITEMS
THAT POLLUTE OUR ENVIRONMENT AND
OUR OCEANS



2.7 MILLION TONNES
LESS ORGANIC WASTE GOES
TO LANDFILL EVERY YEAR

WE HAVE THE BEST POSSIBLE
INFORMATION TO HELP
US MAKE DECISIONS



Key action areas to deliver against the targets

The key action areas will drive change in the waste industry, businesses, governments and the community, and make Australia more responsible for its own waste. Along with other specific actions on research, national policy setting and targeted investment, the following action areas will be critical to achieving the national targets.

Ban the export of waste plastic, paper, glass and tyres

Banning the export of waste plastic, paper, glass and tyres, while building Australia's capacity to generate and use high value recycled commodities will increase our resource recovery rate and produce high quality materials for reuse.

Transforming these wastes into high value materials will create jobs, build a more sophisticated industry, and provide positive outcomes for the environment and community wellbeing.



Phase out problematic and unnecessary plastics

Once plastic enters the environment it never disappears, breaking down into smaller and smaller fragments, impacting aquatic life.

Plastic products and packaging are some of the main contributors to plastic waste in the environment and oceans.

Business and industry groups are developing a priority list of problematic and unnecessary plastic packaging as part of delivering on the National Packaging Targets.

Developing a national plastics plan and working with the Pacific region will ensure firm and collective action to reduce the amount of plastics used, and the amount ending up in our rivers and oceans.

This existing work will be complemented by community campaigns to clean up plastic waste on beaches and in our rivers, and support for consumer education and tools to improve recycling of plastics.

Governments use their purchasing power to increase recycling

Without stable demand, there is little incentive for investment in innovation or new infrastructure. Governments and major companies have an important role in promoting sustainable procurement. For example, increasing procurement of goods and infrastructure containing recycled materials will help to:

- ▶ stimulate demand for recycled materials relative to virgin materials
- ▶ encourage innovation and investment in recycling to meet demand from new markets
- ▶ support domestic jobs and industries by retaining the value of recycled materials
- ▶ encourage economy-wide behaviour change.

An early focus will be purchasing goods and investing in infrastructure that contains recycled materials such as glass, plastic and rubber.

Improve waste data collection and information sharing

Better data will inform better decision making and reduce the risks of illegal dumping and stockpiling of wastes. Clearer understanding of how waste moves around Australia, how kerbside recycling is processed and reused, and how high value recycled commodities are traded are all key to measuring success.

As close to real time reporting, and easy to use online systems will enhance investment and growth in our waste management sector, and help all levels of government work together on common policy and systems approaches across Australia.

Target 1:

Ban on export of waste plastic, paper, glass and tyres, commencing in the second half of 2020



We need to be responsible for managing our own waste to improve the long-term sustainability of our recycling industry and become world leaders.

All Australian governments have agreed that we should establish a timetable to ban the export of waste plastic, paper, glass and tyres. We also need to build our capacity to turn recyclable materials into products that people want and need.



Boosting our onshore plastic recycling industry in particular has the potential to create over three times as many jobs as exporting our plastic waste. Recent figures suggest that only 12% of plastic waste generated in Australia each year is recycled.



Drawing on the best available science, research and commercial experience, we will work together to maximise the capability of our waste management and recycling sector to collect, recycle, reuse, convert and recover waste.

A detailed response strategy and timetable for the exports ban will be developed with researchers, industry and other stakeholders and involve actions listed here. Actions detailed under Strategies 7, 8 and 14 will also be critical to implementation of the waste export ban.

.....

**WE CAN TURN OUR WASTE INTO
VALUABLE COMMODITIES**

.....



Action	Lead	Partners	By	
Export ban commitment				
Ban the export of waste plastic, paper, glass and tyres				
1.1	Establish nationally consistent definitions and specifications for waste and recycled commodities to define the scope of export bans	Australian Government	All governments	2020
1.2	Ensure there is an effective Commonwealth legislative framework to ban the export of waste plastic, paper, glass and tyres	Australian Government		2020
1.3	Develop new markets for recycled products and materials	All governments	Business sector	Ongoing
1.4	Build industry capacity and infrastructure to collect, separate, recycle and remanufacture recycled materials	All governments	Waste and resource recovery industry Business sector	Ongoing
1.5	Use the Australian Recycling Investment Fund through the Clean Energy Finance Corporation to support manufacturing of recycled content products	Australian Government		2020
1.6	Analyse and report on national infrastructure capacity requirements with a particular focus on plastics, paper, glass and tyres	All governments	Waste and resource recovery industry	2020
1.7	Adopt sustainable procurement policies, targets and guidance for the use of recycled content and support government agencies to improve their recycled content procurement practices	All governments		2020
1.8	Explore opportunities to improve environmentally responsible trade in high value commodities in the Asia-Pacific region	Australian Government		2022
1.9	Explore a legislative framework to prevent the landfilling of recyclable material	All governments		2022

Target 2:

Reduce total waste generated in Australia by 10% per person by 2030¹



Reducing the amount of waste we generate is a top priority.

If we don't use our resources more efficiently and reduce the amount we throw away, our recycling infrastructure will struggle to cope with increased waste and the negative impacts on the environment and oceans will continue to grow.

In 2016–17, we generated 2.7 tonnes of waste per person. While the amount of waste we're producing per person has been reducing over the past decade, waste is increasing overall. We need to act now to address this growing problem.

Reducing the waste we generate by a further 10% by 2030 will mean a reduction of about 300 kilograms per person.

We've already made many of the easy reductions and we now need to tackle the harder wastes, including through targeted waste avoidance action, better design and using knowledge sharing, education and behaviour change to drive new ways to reduce waste.



EACH OF US GENERATES ABOUT **300** KILOGRAMS LESS WASTE EVERY YEAR BY 2030

¹ Environment Ministers will consider the definition of "per person" at their first meeting in 2020, informed by analysis of any potential unintended impacts on waste reduction initiatives from growth in construction and infrastructure developments.

Action	Lead	Partners	By
Waste Avoidance			
Avoid Food Waste			
2.1 Establish a voluntary commitment program for businesses across the supply and consumption chain to engage in food waste reduction activities, to encourage industry-led action	Food Innovation Australia Limited (FIAL)	Business sector	2020
2.2 Develop and publish a National Food Waste Implementation Plan, to halve food waste by 2030	FIAL	All governments	2020
2.3 Support the Fight Food Waste campaign, to divert foodstuffs from landfill	All governments	NGOs	2020
Avoid Business Waste			
2.4 Report on lessons learned and options to support waste reduction in the commercial and industrial, and construction and demolition waste streams	All governments	Business sector Waste and resource recovery industry	2021
2.5 Deliver targeted programs to build businesses' capability to identify and act on opportunities to avoid waste and increase materials efficiency and recovery	All governments	Business sector	Ongoing
Improve Reuse and Reparability			
2.6 Review and report on recommendations to introduce laws to improve consumers' 'right to repair' options	Australian Government	State and territory governments Business sector	2021
2.7 Support community-based reuse and repair centres, enabling communities to avoid creating waste	All governments	NGOs	Ongoing

Action	Lead	Partners	By
Design			
Encourage Innovation			
2.8 Give greater public recognition to businesses that are promoting sustainable packaging design through design awards	Australian Packaging Covenant Organisation	All governments	Ongoing
2.9 Deliver the industry-led target of 100% of all Australia's packaging being reusable, recyclable or compostable	Australian Packaging Covenant Organisation	All governments	2025
2.10 Deliver a Cooperative Research Centres Projects (CRC-P) round with priority funding for new and innovative solutions to plastic recycling and plastic waste reduction	Australian Government	Business and Research sectors	2020
Encourage Sustainable Design			
2.11 Develop Australian standards or adopt appropriate international standards that maximise the value of materials throughout the life of a product, to increase life cycle potential and avoid waste	Business sector	All governments	2021
2.12 Support and promote circular economy principles in urban planning, infrastructure and development projects	All governments	Business sector	Ongoing

Action	Lead	Partners	By
Knowledge sharing, education and behaviour change			
Improve consumer awareness			
2.13 Align community education efforts to reduce food waste, to maximise impact and reduce confusion	State and territory governments Local governments	Australian Government	2020
2.14 Improve consumer information to increase recycling rates and improve the quality of materials in kerbside recycling collection through the Australasian Recycling Label	Australian Packaging Covenant Organisation	All governments	Ongoing
2.15 Undertake research to better understand the contributing factors of household contamination of kerbside recycling collection, to inform future interventions	Australian Government	Local governments	2020
Support consumer choices			
2.16 Develop and launch a Circular Economy Hub online platform and marketplace to highlight sustainability education and resources, and match buyers and sellers of recovered resources	Australian Packaging Covenant Organisation Planet Ark	Australian Government	2021
2.17 Develop and launch a recyclability app to support community participation and reduce contamination rates in municipal solid waste	Australian Council of Recycling	Australian Government	2020

Target 3:

80% average resource recovery rate from all waste streams following the waste hierarchy by 2030



Resource recovery means making use of a waste material, including recycling and recovering energy or other resources from waste. If we increase Australia’s resource recovery rate to 80%, an extra 15 million tonnes will be recovered every year. Taking no action would place increasing pressure on our remaining landfill sites, some of which are reaching capacity.

Every year, we dispose of 28 million tonnes of materials into landfill. We are losing the value of those resources and missing opportunities to create jobs. For every 10,000 tonnes of waste that is recycled, 9.2 jobs are created, compared with only 2.8 jobs if the same amount goes to landfill.

If we increase Australia’s resource recovery rate to 80%, an extra 15 million tonnes of material will be recovered every year.

Commitments made by governments across Australia are increasing resource recovery rates. But more needs to be done. The use of product stewardship, so manufacturers are responsible for the entire lifecycle of products, adopting common approaches to policy and regulation nationally, improving access to services for regional Australians and increasing industry capacity will all help achieve this target.

WE RECOVER AN EXTRA
15 MILLION TONNES OF MATERIAL
EVERY YEAR



Action	Lead	Partners	By
Product Stewardship			
Implement effective Product Stewardship for priority products			
3.1	Implement the Australian Government response to the review of the <i>Product Stewardship Act 2011</i> including consideration of regulatory measures.	Australian Government	2020
3.2	Establish a Product Stewardship Investment Fund to accelerate work on new industry-led recycling schemes, including for batteries, electrical and electronic products, photovoltaic systems and plastic oil containers	Australian Government	2020
3.3	Evaluate the effectiveness of product stewardship and extended producer responsibility activities across the country, to help inform future efforts	Australian Government	All governments Business sector Waste and resource recovery industry
3.4	Preferred stewardship scheme for batteries (a) identified and (b) in place	Queensland Government	All governments Business sector Waste and resource recovery industry
3.5	Preferred stewardship scheme for photovoltaic systems (a) identified and (b) in place	Victorian Government	All governments Business sector Waste and resource recovery industry
A Common Approach			
National Standards and Specifications			
3.6	Prioritise the development of national standards and specifications, or adopt appropriate international standards and specifications, for the use of recycled content in a broad range of capital works projects, prioritising road and rail	Australian Government	All governments
3.7	Consider national standards for kerbside recycling collection and materials recovery facilities to improve consistency and performance	All governments	ALGA

Action	Lead	Partners	By
3.8 Explore how to better align reporting systems to agreed national classifications and definitions for data and reporting, including surveys of recycling, to improve sharing of information	All governments		2020
3.9 Develop a common approach to restrict the disposal of priority products and materials in landfill, starting with lithium-ion batteries, materials collected for the purpose of recycling, and e-waste	All governments		2021

Exports, cross-border transportation of waste, proximity principle and waste levies

3.10 Acknowledging existing jurisdictional settings, investigate options to harmonise waste levies across Australia through government treasuries to encourage best practice waste management	Victorian Government	All governments	2020
3.11 Develop a nationally consistent classification scheme for non-regulated waste, to be developed through a phased implementation plan, allowing clarity on waste movements and management nationally	Queensland and South Australian governments	All governments	2020
3.12 Investigate and provide alternatives for consideration of reporting on non-regulated waste received at end points, specifying the geographical origin of the material	Queensland and South Australian governments	All governments	2021

Action	Lead	Partners	By
3.13 Investigate how to develop and best implement an agreed national approach to the movement of waste, to improve environmental outcomes of waste management	All governments		2020

Improving Access

All communities have access to waste management and processing

3.14 Report on opportunities to promote regional collection and recycling of soft plastics through expansion of the Regional Model for Soft Plastics	Australian Packaging Covenant Organisation	All governments	2021
3.15 Develop shared infrastructure and collection processes for packaging waste in remote and regional areas through the Remote and Regional Waste Collection Partnership	Australian Packaging Covenant Organisation	All governments	Ongoing
3.16 Explore opportunities to leverage existing regional development programs to support better waste management and resource recovery	All governments		2021
3.17 Increase access to resource recovery and waste management infrastructure for regional, remote and Indigenous communities in every state and territory	All governments		2023

Increasing industry capacity

Support Waste Industry Transformation

3.18 Identify financial and other incentives that may assist key industries, including the waste and resource recovery industry, to transition to a more circular economy	Australian Government		2020
---	-----------------------	--	------

Action	Lead	Partners	By
3.19 Develop performance standards for material recovery facilities, and assess opportunities for other standards (such as for markets, products and waste professionals)	Waste and resource recovery industry	All governments	2020
3.20 Taking into account relevant international standards, establish a nationally consistent framework to enable ships to discharge clean segregated recyclable materials at Australian ports to divert this waste from landfill	Australian Government	State and territory governments Business sector	2022
3.21 Deliver industry-led target of 70% of Australia's plastic packaging being recycled or composted	Australian Packaging Covenant Organisation	Business sector All governments	2025



Target 4:

Significantly increase the use of recycled content by governments and industry



Reproduced with permission from Sustainability Victoria. Image © Sustainability Victoria.

Improving the quality of our recyclable materials is important; equally important is finding ways to use that material productively. If we don't increase demand for recyclables, the industry is not sustainable.

Governments, businesses and individuals have an important role to play in buying and using recycled material to create new products, buildings and infrastructure. Recycled glass and rubber can be used in road base and asphalt; fly ash from power generation can improve the performance and quality of concrete; and soft plastics can be recycled into many products such as outdoor furniture, decking and bollards.

We need to close the loop on recycling. Without demand for products made from recycled material, they end up in landfill. Sustainable procurement by governments, businesses and individuals is needed to make the recycling sector thrive.



WE BUY AND USE MORE PRODUCTS WITH RECYCLED CONTENT AND KEEP RESOURCES OUT OF OUR LANDFILLS

Action	Lead	Partners	By
Sustainable procurement by governments			
Governments model sustainable practices			
4.1 Determine use of recycled content in road construction to establish a baseline and allow reporting on actions to significantly increase recycled content use	Australian Government	All governments	2020
4.2 Partner with Infrastructure Australia, the Green Building Council of Australia and the Australian Institute of Quantity Surveyors to improve demand for recycled materials	Australian Government	All governments	2020
4.3 Work with industry to identify specific opportunities to increase uptake of recycled content in buildings and infrastructure with priority given to plastics, glass and rubber	All governments Business sector	Waste and resource recovery industry	2020
4.4 Devise specific procurement targets across all government procurement, with details about how the target will be calculated, achieved and audited.	All governments		2020
4.5 Report on government procurement activities that have significantly increased the use of recycled material in infrastructure projects, including where possible the percentage of capital works projects that include recycled content.	All governments		2021
4.6 Report on progress in achieving procurement targets	All governments		Ongoing
Sustainable procurement by business and individuals			
Labelling and Support			
4.7 Investigate ways to support and promote businesses using circular economy practices, such as awards or recognition schemes	All governments	Business sector	2021
4.8 Incorporate information about the percentage of recycled content in packaging into the Australasian Recycling Label, to allow informed consumer choice	Australian Packaging Covenant Organisation	All governments	2021

Action	Lead	Partners	By
4.9 Encourage Australian businesses to adopt and publish sustainable procurement policies, including use of recycled content	Business sector	All governments	2022
4.10 Support the Australian Packaging Covenant Organisation to develop and deliver an industry-led target for average recycled content to be included across all packaging	All governments	Business sector	2025
4.11 Identify financial and other incentives to assist businesses to design for, and use, greater volumes of recycled materials across their supply chains	Australian Government	All governments Business sector	2020



Target 5:

Phase out problematic and unnecessary plastics by 2025



Reducing waste overall is important, but particular resources and materials deserve extra attention, including plastics and packaging.

Plastic litter is one of the most insidious forms of pollution. Around 80% of marine litter is plastic. It is estimated that by 2050, there will be more plastic in the ocean than fish by weight. We need to act now to identify and stop using the plastics that we can't manage effectively.

The sound management of chemicals and hazardous wastes throughout their lifecycle is also intrinsic to this approach, to minimise the materials that could harm us and the environment.

.....
**WE DO NOT USE HARMFUL PLASTICS ITEMS
THAT POLLUTE OUR ENVIRONMENT AND
OUR OCEANS**
.....



Action	Lead	Partners	By	
Plastics and packaging				
Reduce and clean up plastic litter				
5.1	Coordinate community campaigns to reduce and clean up waste on our coastlines and in our rivers, through the Environment Restoration Fund	Australian Government	Conservation Volunteers Australia, Clean Up Australia, Keep Australia Beautiful	2020
5.2	Implement the Pacific Ocean Litter Project, to reduce plastics and other waste in oceans	Australian Government	NGOs	2020
5.3	Implement measures to reduce ship-sourced waste in accordance with the International Maritime Organisation's Action Plan to address marine plastic litter from ships	Australian Government	All governments Business sector	2023
Reduce reliance on problematic plastics				
5.4	Identify problematic and unnecessary single-use plastic packaging to provide an evidence base for industry to take coordinated action	Australian Packaging Covenant Organisation	All governments	2019
5.5	Develop a national plastics plan to increase recycling rates and reduce plastic pollution	Australian Government	State and territory governments	2020
5.6	Phase out 100% of microbeads from rinse off cosmetic and personal care products, and report on options to broaden the phase out to other products	Business sector	All governments	2020
5.7	Phase out problematic and unnecessary single-use plastic packaging through design, innovation or introduction of alternatives	Australian Packaging Covenant Organisation	All governments Business sector	2025

Action	Lead	Partners	By
Sound management of chemicals and hazardous waste			
Chemicals and hazardous waste			
5.8	Develop a strategy for consistent, transparent, predictable and streamlined regulation and reporting, to manage the environmental risks of chemicals and hazardous substances	Australian Government	2021
5.9	Better manage the import, export, use, manufacture and end-of-life disposal of products and articles containing hazardous substances	All governments	2022
5.10	Develop a nationally consistent tracking and data system for the movement and stockpiling of hazardous and controlled wastes	NSW Government	2021



Target 6:

Halve the amount of organic waste sent to landfill for disposal by 2030



Organic waste is one of the main waste types sent to landfill. It creates greenhouse gas emissions and costs households thousands of dollars each year.

Organics like food and garden waste are valuable resources that can be harnessed and returned to productive use, turned into compost to improve and fertilise soil, or rescued to provide food for people and animals.

National action is required by all levels of government, businesses and communities to reduce organic waste and improve how we collect and treat organic waste in all waste streams.



2.7
MILLION
TONNES

**LESS ORGANIC WASTE GOES
TO LANDFILL EVERY YEAR**

Action	Lead	Partners	By	
Reducing organic waste				
Improve recovery of organic waste				
6.1	Consider whether updated national standards and specifications for organic waste products are required to improve industry and customer certainty	Australian Government	All governments	2021
6.2	Report on options to increase the recovery of organics from all waste streams	State and territory governments	Australian Local Government Association (ALGA)	2021
6.3	Provide support to develop distributed infrastructure solutions to process organic waste, including composting infrastructure	State and territory governments Local governments	Australian Government ALGA	2022
6.4	Deliver Food Organics and Garden Organics (FOGO) collection to households and businesses	State and territory governments Local governments	ALGA	2023
6.5	Support the Fight Food Waste Cooperative Research Centre to undertake a range of research and activities to reduce food waste in the supply chain, transform unavoidable waste into co-products and influence behavioural change in businesses and households	Australian Government	Industry and Research contributors	2028

Target 7:

Make comprehensive, economy-wide and timely data publicly available to support better consumer, investment and policy decisions



We need the best possible information for effective decision-making by governments, businesses and consumers. Australia has improved the availability of high quality waste and recycling information but more current and detailed information, shared by governments and industry, would support better decision-making.

Data collection and reporting on the flow of materials through the waste system, including disposal and recycling rates, can be enhanced by bringing together existing data, producing more detailed analysis and reducing the amount of time before data is released.

Providing high quality data and reporting, as well as investing in market development and research, will help business and government better manage waste.

.....

**WE HAVE THE BEST POSSIBLE
INFORMATION TO HELP
US MAKE DECISIONS**



Action	Lead	Partners	By	
Data and Reporting				
Improve waste data collection				
7.1	Establish a new National Waste Account to provide more detailed information on Australian waste and recycling markets	Australian Government	2020	
7.2	Implement agreed national data and reporting improvements, harmonised data classifications and definitions for reporting, and sharing arrangements across jurisdictions	Australian Government	State and territory governments	2022
Share information				
7.3	Publish the National Waste Report every two years	Australian Government	Ongoing	
7.4	Publish monthly international trade data on Australian recycled material exports	Australian Government	Ongoing	
7.5	Publish the national Hazardous Waste in Australia report	Australian Government	Ongoing	
Market development and research				
Look for new opportunities for waste				
7.6	Report on opportunities to grow markets in recycled glass, plastics and rubber	Australian Government	State and territory governments	2020
7.7	Report on research to better understand business barriers to a waste circular economy	Australian Government	Business sector	2020



Appendix A: Implementing the National Action Plan

A cross-sector reference group involving government, non-government organisations, industry and business representatives will provide advice and help guide the implementation of the National Action Plan. The group will also help to coordinate monitoring and evaluation of the plan. Where desired outcomes are not being achieved, this group will explore regulatory, financial or legislative options to help achieve the targets.

The National Action Plan will be regularly reviewed to ensure actions are driving positive change in waste management in Australia. Reviews of the plan will allow actions to be updated to address new issues as they emerge and ensure that targets remain ambitious and achievable.

Alignment of the reviews of the National Action Plan with preparation of the National Waste Report and the National Waste Account will allow for quantitative measurement of progress against targets and actions.

Reviews and updates to the National Action Plan will be considered by Australia's environment ministers. With each review, environment ministers will agree on prioritised actions, confirm roles and responsibilities and set timelines for delivery.

Measuring progress on the national targets

The National Waste Report provides a national measure of waste and resource recovery in Australia. It presents data aggregated across all jurisdictions, national definitions and classifications and a national summary of the trends and status of waste in Australia.

The National Waste Report has been prepared by the Australian Government in collaboration with state and territory governments since 2010. More information is available at www.environment.gov.au/waste

Data presented in the National Waste Report 2018 provides the baseline for measuring national progress on achieving the targets and actions outlined in this plan.

Preparing a National Waste Report every two years will provide contemporary data to support measurement of national progress on targets detailed in this National Action Plan.

In addition to the National Waste Report, a new national waste account is being developed. The aim of the waste account is to integrate economic and environmental data to improve understanding

of the challenges and opportunities for Australia's waste and resource recovery industries. More information is available at: <http://www.environment.gov.au/science/environmental-economic-accounting>.

The national waste account will be updated regularly to provide contemporary information to help measure progress on delivering the national targets in the National Action Plan.

Investing in success

Managing waste and resource recovery in Australia involves everyone including manufacturers, designers, institutions such as hospitals, schools and universities, businesses such as restaurants, supermarkets and mining companies, conservation organisations, communities and all levels of government.

This has typically been organised at the local, rather than the national level, with primary responsibility for collecting and sorting materials being held by individual contractors, local councils, and state and territory governments.

Improvements to waste management and resource recovery are driven by both policy (as a public service, public health and environmental

issue), and demand (for removal of waste and recycling of resources). What is required to drive improvement is very different in large cities compared to remote, regional and rural areas. Different economies of scale require different technical and financial solutions.

Financial investment in waste management and resource recovery is fundamental to ensuring access to efficient and effective waste infrastructure and services by all Australians. Financial investment in market development and procurement is also important in catalysing improvement.

Australia's governments, businesses, and waste and resource recovery industries are making significant investments in our waste and resource recovery systems, education programs, technical innovation

and compliance activities. This has resulted in increased recovery of our resources and decreased waste being generated by each person in Australia over the last ten years.

The 2018 National Waste Policy recognises that Australia's attitudes to waste have shifted. The value of resources and embodied energy in waste is now recognised and there is an economic opportunity and growing desire to see our resources recaptured and recirculated in our economy.

The 2018 National Waste Policy recognises that this move to a more circular economy requires a national approach. Australia's waste management and resource recovery are facing challenges that would benefit from more coordinated action, national and common approaches, and prioritised investment.

Australian governments remain committed to investing in better waste management and resource recovery in partnership with businesses and industries.

The National Action Plan will help to drive and focus investments by presenting nationally agreed targets and actions that address the principles and strategies of the 2018 National Waste Policy. Regular reviews of this plan will help to ensure that financial resources are directed towards priorities and that appropriate funding is available.

Appendix B: Waste and recycling targets across jurisdictions

ACT

Waste Management Strategy 2011–25

- ▶ The growth in ACT waste generation is less than the rate of population growth
- ▶ The rate of resource recovery increases over 90% by 2025

NSW

Waste Avoidance and Resource Recovery Strategy 2014–21

Reduce the rate of waste generation per capita by 2021–22

- ▶ By 2021–22 increase recycling rates for:
 - municipal solid waste from 52% to 70%
 - commercial and industrial waste from 57% to 70%
 - construction and demolition waste from 75% to 80%
- ▶ Increase the waste diverted from landfill from 63% to 75% by 2021–22
- ▶ Establish or upgrade 86 drop-off facilities or services for managing household problem wastes statewide by 2021–22
- ▶ By 2016–17, reduce the number of litter items by 40% and then continue to reduce litter items to 2021–22

NT

Waste Management Strategy for the Northern Territory 2015–22

No specific targets

QLD

Waste Management and Resource Recovery Strategy

- ▶ 25% reduction in household waste by 2050
- ▶ 90% of waste is recovered and does not go to landfill by 2050
- ▶ 75% recycling rates across all waste types by 2050

SA

Waste Strategy 2015–2020

- ▶ 35% reduction in landfill disposal by 2020
 - ▶ 5% reduction in waste generation per capita by 2020
- For metropolitan areas:
- ▶ 70% landfill diversion for municipal solid waste by 2020
 - ▶ 80% landfill diversion for commercial and industrial waste by 2020
 - ▶ 90% landfill diversion for construction and demolition waste by 2020.

For non-metropolitan areas:

- ▶ Maximise diversion to the extent practically and economically achievable

TAS

Waste Action Plan (Draft)

Open for public consultation until October 2019. Includes the following actions and targets:

- ▶ Introduce a waste levy by 2021 to fund waste management and resource recovery activities
- ▶ Introduce a Container Refund Scheme in Tasmania by the end of 2022
- ▶ Ensure 100% of packaging is reusable, recyclable or compostable by 2025
- ▶ Reduce waste generated in Tasmania by 5% per person by 2025 and 10% by 2030
- ▶ Achieve a 40% average recovery rate from all waste streams by 2025 and 80% by 2030
- ▶ Have the lowest incidence of littering in the country by 2023
- ▶ Work at the national level and with local government and businesses in Tasmania to phase out problematic and unnecessary plastics by 2030
- ▶ Reduce the volume of organic waste sent to landfill by 25% by 2025 and 50% by 2030

VIC

Circular Economy Policy and Action Plan (Draft)

Open for public consultation, to be finalised late 2019

WA

Waste Avoidance and Resource Recovery Strategy 2014–21

- ▶ 20% reduction in waste generation per capita by 2030
- ▶ Increase material recovery to 75% by 2030
- ▶ Recover energy only from residual waste from 2020
- ▶ No more than 15% of waste generated in Perth and Peel regions is landfilled by 2030
- ▶ All waste is managed and/or disposed to better practice facilities by 2030

Glossary

Business sector	This sector includes manufacturers, wholesalers, importers and retailers, both in Australia and overseas, that generate waste in Australia as part of their business processes.
Circular economy	At the broadest level, a circular economy aims to change the patterns of natural resource use in the economy in order to achieve sustainable growth by slowing, narrowing or closing material loops.
Commercial and industrial waste	Waste produced by institutions and businesses, including offices, schools, restaurants, retail and wholesale businesses, and industries such as manufacturing.
Construction and demolition waste	Waste produced by demolition and building activities, including road and rail construction and maintenance, and land excavation associated with construction activities.
Energy from waste	Processes where energy is recovered from waste, creating usable heat, electricity or fuel.
Food waste	Food that does not reach the consumer, or reaches the consumer but is thrown away. More information is available at: environment.gov.au/protection/waste-resource-recovery/publications/national-food-waste-strategy
Hazardous waste	Wastes requiring higher levels of control to avoid impacts on human health and the environment. They may contain hazardous substances or have hazardous characteristics.
Material flows	The way materials pass through production, distribution and use processes in an economy.
Municipal solid waste	Waste produced by households and council operations, including hard waste collections, street sweepings, and waste dropped off at waste and resource recovery facilities by members of the public.
National classifications	Sets of names and associated definitions covering sources, flows, management and fates of materials, including for data and reporting purposes.
Organic waste	Wastes derived from material that was once living, excluding petroleum-based materials.
Product	An article or substance that is manufactured or refined for sale.
Product stewardship	The process of taking responsibility for the lifecycle impacts, flows and fates of products or materials. This may involve business, governments and consumers sharing responsibility.

Recycling	Processes for converting materials that would have otherwise been disposed of into new materials.
Repair	Altering a product or material to correct damage or fault, maintaining its use. This may be applied to products or materials before or after they have become waste.
Reprocessing	Processes for converting recovered materials into new products.
Resource recovery	Making use of a waste material, including recycling of waste matter and recovering energy or other resources from waste.
Reuse	Reallocation of a product or material without reprocessing or remanufacture. This may be applied to products or materials before or after they become waste, including via sale of goods from a tip shop.
Waste	Material that has finished initial use and entered a waste stream. This includes the waste we recycle as well as the waste we send to landfill.
Waste and resource recovery industry	This is inclusive of business and organisations involved in collecting, sorting, processing, trading, transporting and disposing of waste.
Waste avoidance	Preventing waste generation, including through design of products and changing consumer behaviour to preference durable, reusable and repairable products.
Waste generation	The process of producing waste. For data and reporting purposes, waste generation is the sum of the quantities of waste taken to waste management facilities or added to on-site stockpiles. Measures of the total amount of waste generated include the waste we recycle as well as the waste we send to landfill.
Waste hierarchy	An order of preference for the management of waste, with avoidance being the most preferred option and disposal being the least.

